

JOKER LIGHT

CONFIGURATIONS AND TIPS

Unlock its potential and push the limits of
your imagination!

#IMAGINATIONISYOURLIMIT




Set-up diagrams for
DRT and SRT

FTC TREE 

A close-up photograph of a person's hand holding a blue climbing rope with a metal ring. The background is filled with green leaves and branches, suggesting an outdoor climbing environment. The lighting is bright, highlighting the texture of the rope and the skin of the hand.

JOKER LIGHT

#IMAGINATION
IS YOUR LIMIT



JOKER LIGHT: THE ULTIMATE UNIVERSAL TOOL

Our JOKER LIGHT cambium saver is the ultimate tool for for your tree anchors. Versatile and easily adjustable in length, it is certified for two climbers, a great asset for rescue. It is adaptable to all configurations, whether simple or complex, in SRT or in DRT. It offers many anchor possibilities and complete freedom of use. With the JOKER LIGHT, the only limit is your imagination!



**THE LOOPS ARE GREAT TO ADJUST
THE LENGTH TO YOUR NEEDS.**

USED FOR SRT OR DRT.

MAIN ANCHOR, BASE ANCHOR OR REDIRECT.

**USED TO CONNECT THE ACCESS ROPE AND THE
CLIMBING ROPE.**

CAN BE USED FOR TWO PERSONS.




DIFFERENT

SET-UPS



THESE DIAGRAMS ARE ONLY A FEW EXAMPLES OF USE. THE PRODUCTS SHOWN MUST BE HANDLED BY PROFESSIONALS TRAINED IN WORKING AT HEIGHT FOLLOWING THE CURRENT LAWS IN YOUR COUNTRY.



⚠ WARNING



DEPENDING ON CERTAIN PARAMETERS, HIGH STRESS FORCES MAY OCCUR WHEN SETTING UP REDIRECTIONS, PARTICULARLY IN THE FOLLOWING AREAS:

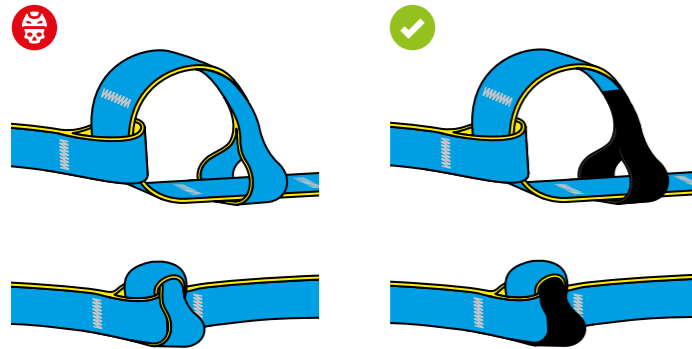
- **ROPE ENTRY AND EXIT ANGLES IN REDIRECTION**
- **ROPE LOCKING (OR NOT) IN REDIRECTIONS**

KEEP IN MIND:

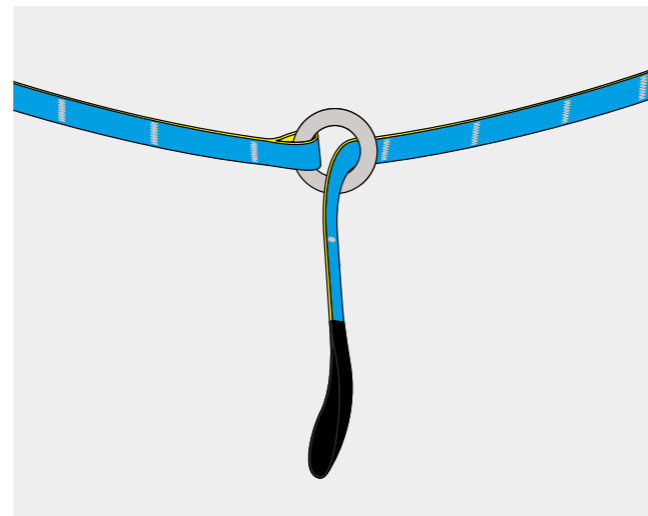
- **AN ANCHOR MUST SUPPORT THE WEIGHT OF TWO CLIMBERS IN THE EVENT OF RESCUE.**

TWO POSSIBLE SET-UPS: CHOKING IN THE RING OR CHOKING IN THE LOOP

Depending on your goal or whether you need to use a ring integrated into the anchor, you can choke your anchor either directly in the textile loop or in the metal ring.



YOU CAN CONNECT TWO JOKER LIGHT ANCHORS ONLY IF ONE OF THE ANCHORS IS EQUIPPED WITH ITS BLACK PROTECTIVE SHEATH.

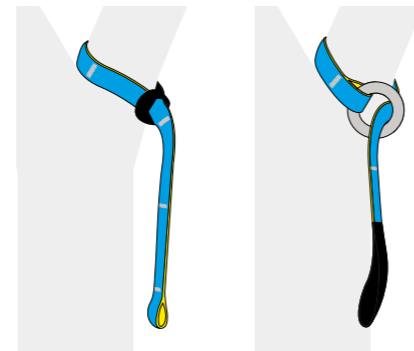


JOKER LIGHT 5 M OR 2 M WITH 1 RING USED AS A BASE ANCHOR.

JOKER LIGHT tree-care cambium savers from 2 to 5 metres are perfect for base anchors.

Above and beyond single anchor use, their multiple loops and certification for two users offer several possibilities to create additional anchors, especially in the event of rescues. You can use the 2-metre JOKER LIGHT for trunks up to approximately 55 cm wide. For larger trunks, opt for the 5-metre one.

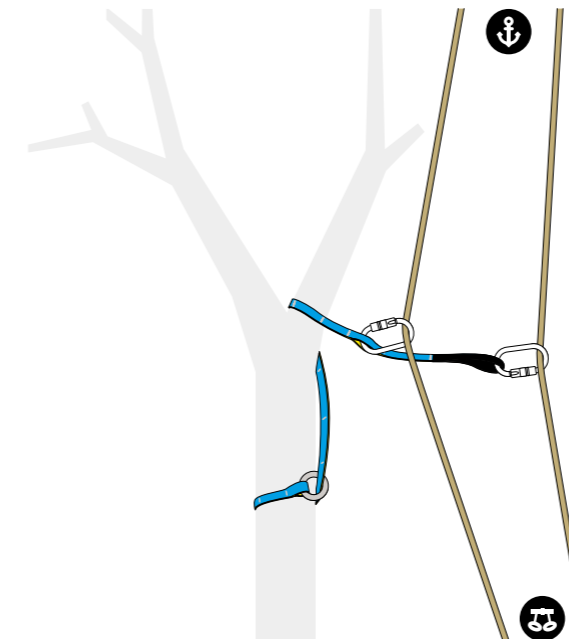
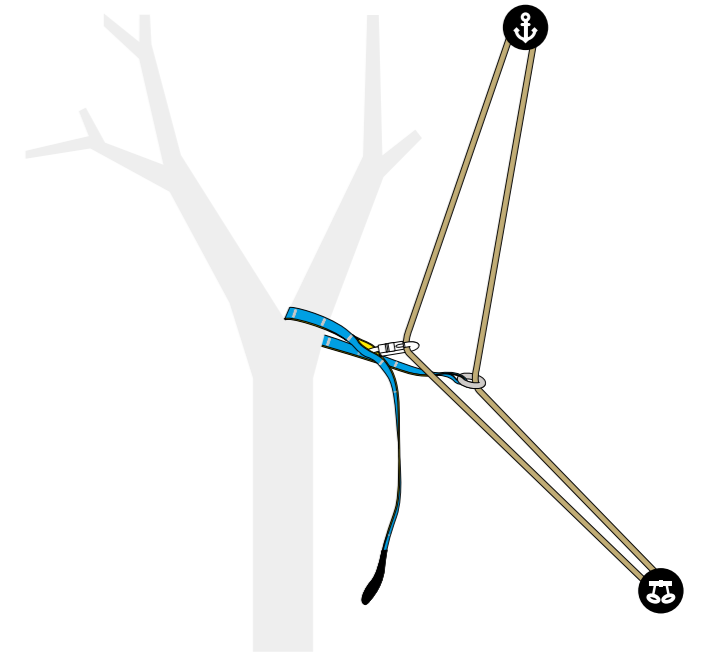
Set-up possible with the 2-metre or 5-metre JOKER LIGHT tree-care cambium saver with one ring.



RETRIEVABLE REDIRECTION FOR DRT USING A JOKER CHOKER CAMBIUM SAVER IN A DOUBLE-SIDED CONFIGURATION

This simple-to-set-up basic assembly is an efficient solution to creating retrievable redirections from the ground or when removing ropes. Using the loops allows adjustment of the length, and the small ring is handy for retrieval with an adapted retrieval ball.

Set-up can be done with a 1.10 m or 2 m JOKER LIGHT tree-care cambium saver with one ring or a 1.10 JOKER LIGHT with two rings.



REDIRECTION FOR DRT AND SRT USING A JOKER LIGHT CAMBIUM SAVER IN A SINGLE-SIDED CONFIGURATION

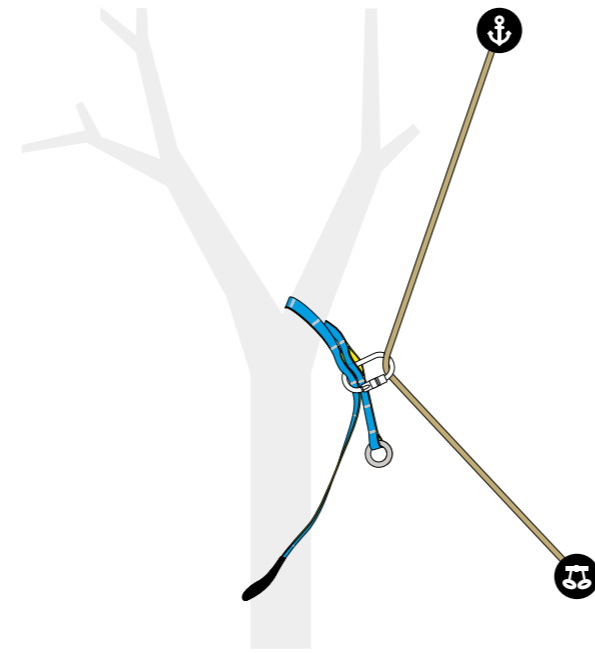
Non-retrievable choker redirection. This type of set-up offers the possibility of creating longer redirections by maximising the wood's diameter and the length of the cambium saver.

Set-up can be done with a 1.10 m or 2 m JOKER LIGHT tree-care cambium saver with one ring or a 1.10 JOKER LIGHT with two rings.

SIMPLE SRT REDIRECTION, JOKER LIGHT CAMBIUM SAVER IN A DOUBLE-SIDED CONFIGURATION

Simple and quick to install, it lets you adjust the redirection length. This is not a choke set-up; it has a bit more freedom of movement than a choking anchor. The rope slips within the connector.

Set-up can be done with a 1.10 m or 2 m JOKER LIGHT tree-care cambium saver with one ring or a 1.10 JOKER LIGHT with two rings.

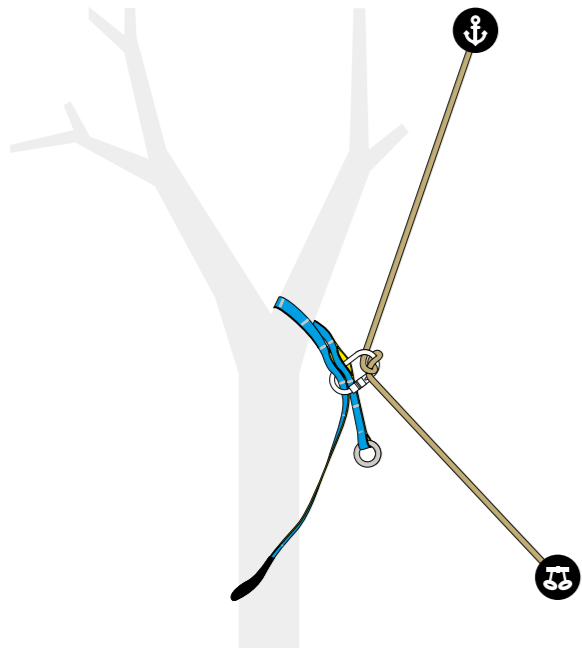


SRT REDIRECTION WITH A MUNSTER HITCH, JOKER LIGHT CAMBIUM SAVER IN DOUBLE-SIDED CONFIGURATION

Allows tension adjustment with the main anchor.

Set-up similar to the one above, but in this case, the rope is put in place with a knot allowing adjustment of the tension between the redirection and the main anchor.

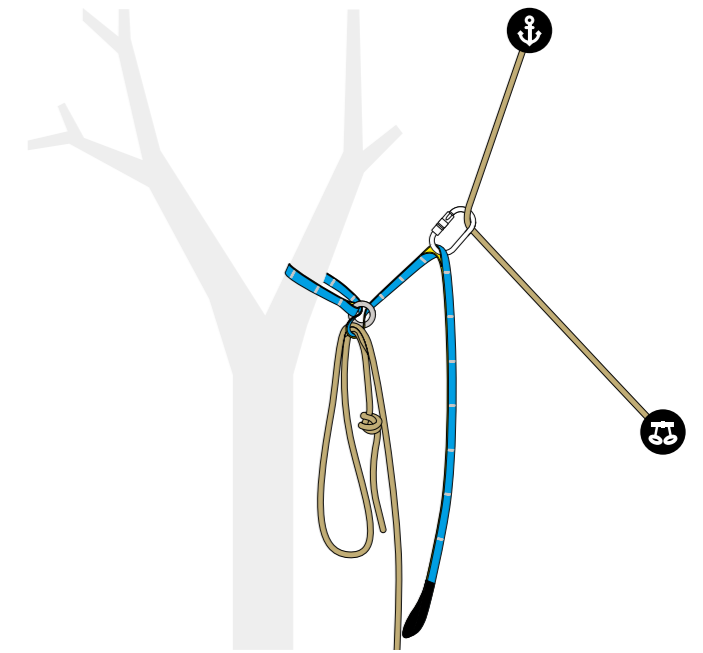
Set-up can be done with a 1.10 m or 2 m JOKER LIGHT tree-care cambium saver with one ring or a 1.10 JOKER LIGHT with two rings.



RETRIEVABLE SRT REDIRECTION

Complex set-up allowing removal of the redirection from a distance. Please note that this set-up type requires a long length of available rope; nevertheless, you can remove the anchor if you make a mistake during set-up.

Set-up can be done with a 1.10 m or 2 m JOKER LIGHT tree-care cambium saver with one ring or a 1.10 JOKER LIGHT with two rings.

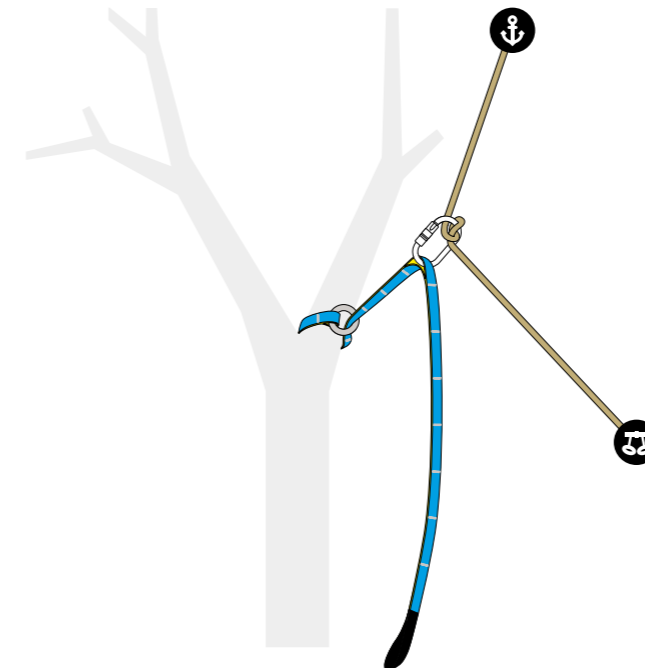


SRT REDIRECTION WITH A MUNSTER HITCH

Allows tension adjustment with the main anchor.

Non-retrievable redirection choked on a branch. Rope passage with a knot to adjust tension. Allows for setting up very long redirections.

Set-up can be done with a 1.10 m or 2 m JOKER LIGHT tree-care cambium saver with one ring or a 1.10 JOKER LIGHT with two rings.

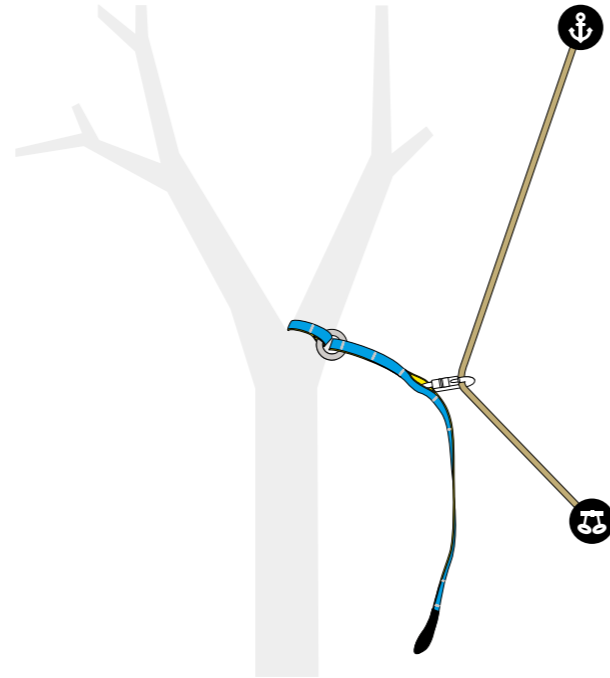




SIMPLE SRT REDIRECTION, ROPE PASSES THROUGH A CONNECTOR

Non-retrievable redirection choked on a branch. Unrestricted passage of the rope in the carabiner. Allows for setting up very long redirections.

Set-up can be done with a 1.10 m or 2 m JOKER LIGHT tree-care cambium saver with one ring or a 1.10 JOKER LIGHT with two rings.

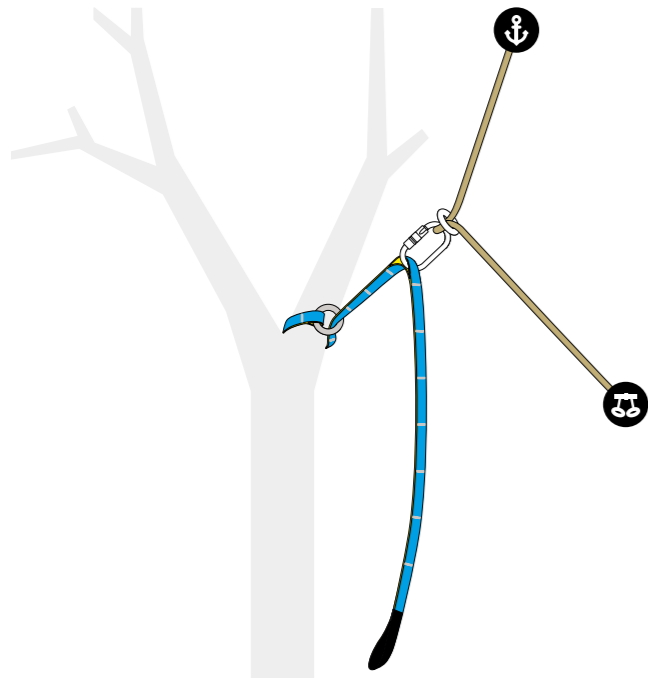


SRT REDIRECTION WITH AN ADDITIONAL RING

Allows tension adjustment with the main anchor.

This set-up is very similar to the others and allows set-up of very long redirections. The main difference resides in adding a ring to the carabiner, creating a system that allows for easy tension adjustment.

Set-up can be done with a 1.10 m or 2 m JOKER LIGHT tree-care cambium saver with one ring or a 1.10 JOKER LIGHT with two rings.

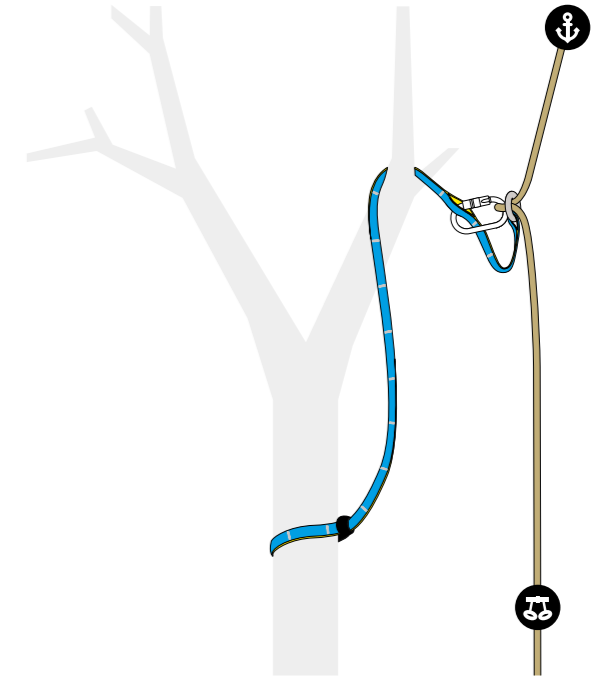


SRT REDIRECTION WITH RING INTEGRATED IN THE ANCHOR

Allows tension adjustment with the main anchor.

By choking the JOKER LIGHT cambium saver on the textile side, you can use the integrated ring to adjust the tension easily. You can also use the anchor's long length.

Set-up can be done with a 1.10 m or 2 m JOKER LIGHT tree-care cambium saver with one ring or a 1.10 JOKER LIGHT with two rings.

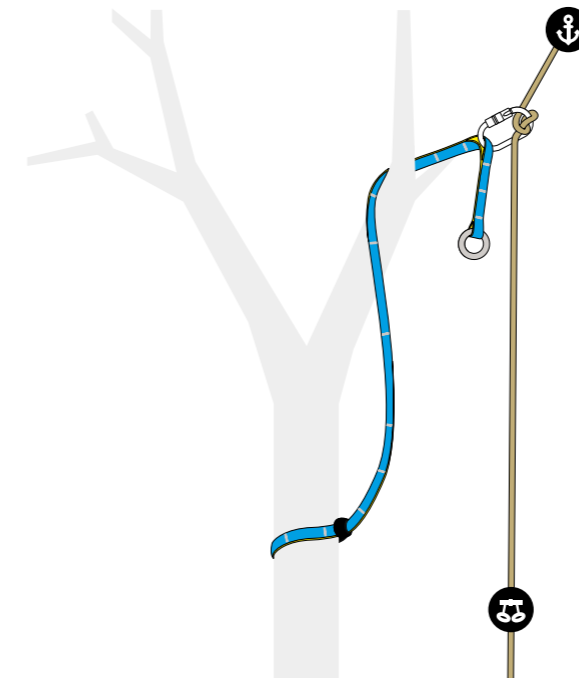


SRT REDIRECTION WITH A MUNSTER HITCH

Allows tension adjustment with the main anchor.

Very similar to the above solution, the difference resides in the tension adjustment with a knot in a carabiner.

Set-up can be done with a 1.10 m or 2 m JOKER LIGHT tree-care cambium saver with one ring or a 1.10 JOKER LIGHT with two rings.

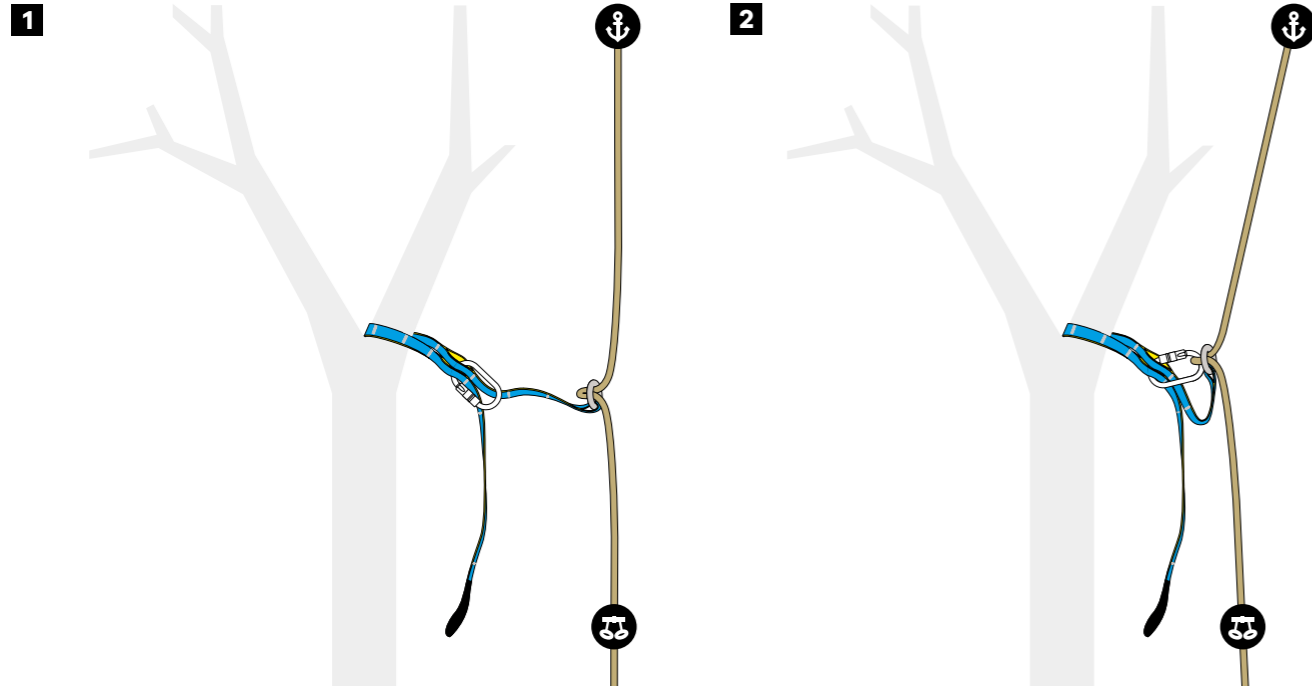


SET-UP OF THE SRT REDIRECTION, DOUBLE ANCHOR AND INTEGRATED RING

Allows tension adjustment with the main anchor.

Example of the unchoked JOKER LIGHT set-up with a tensioning system.

Set-up can be done with a 1.10 m or 2 m JOKER LIGHT tree-care cambium saver with one ring or a 1.10 JOKER LIGHT with two rings.

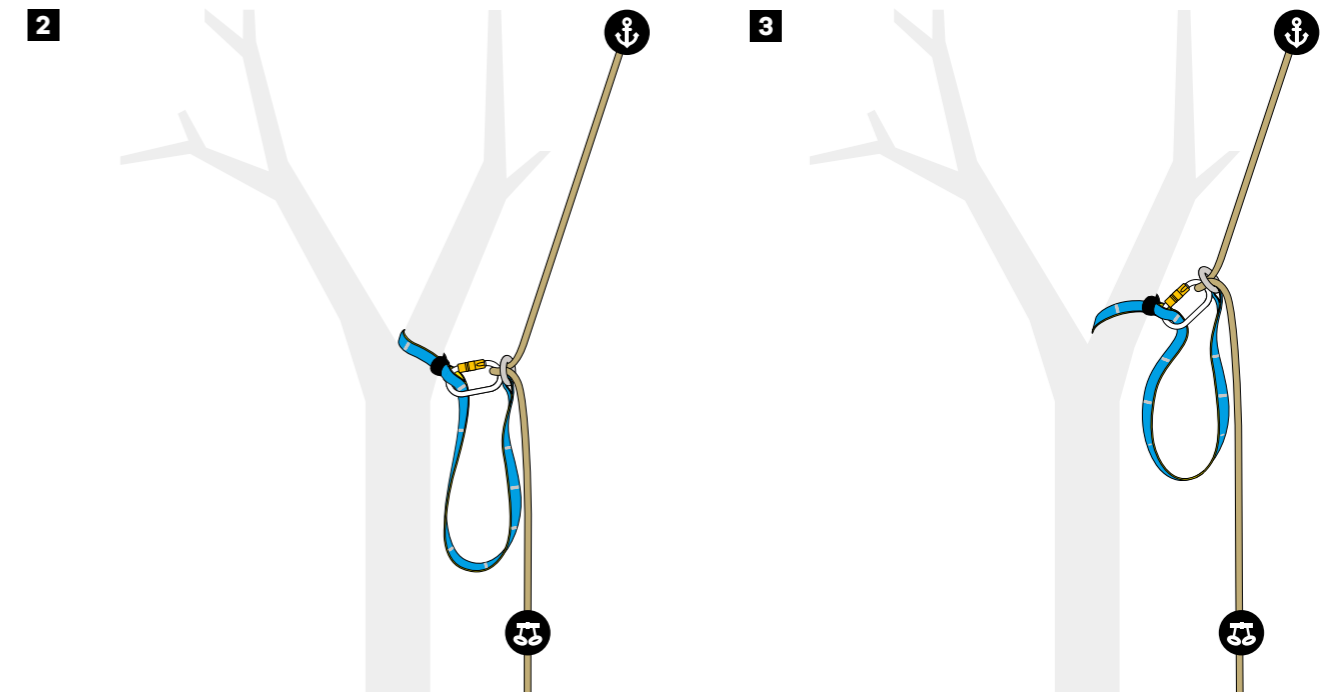



SRT REDIRECTION SET-UP WITH RING INTEGRATED IN THE ANCHOR

Allows tension adjustment with the main anchor.

Set-up a redirection with adjustable length by changing the position of the carabiner in the loops. Using a ring makes it possible to adjust the tension between the points.

Set-up can be done with a 1.10 m or 2 m JOKER LIGHT tree-care cambium saver with one ring or a 1.10 JOKER LIGHT with two rings.





ADJUST- TABI- LITY

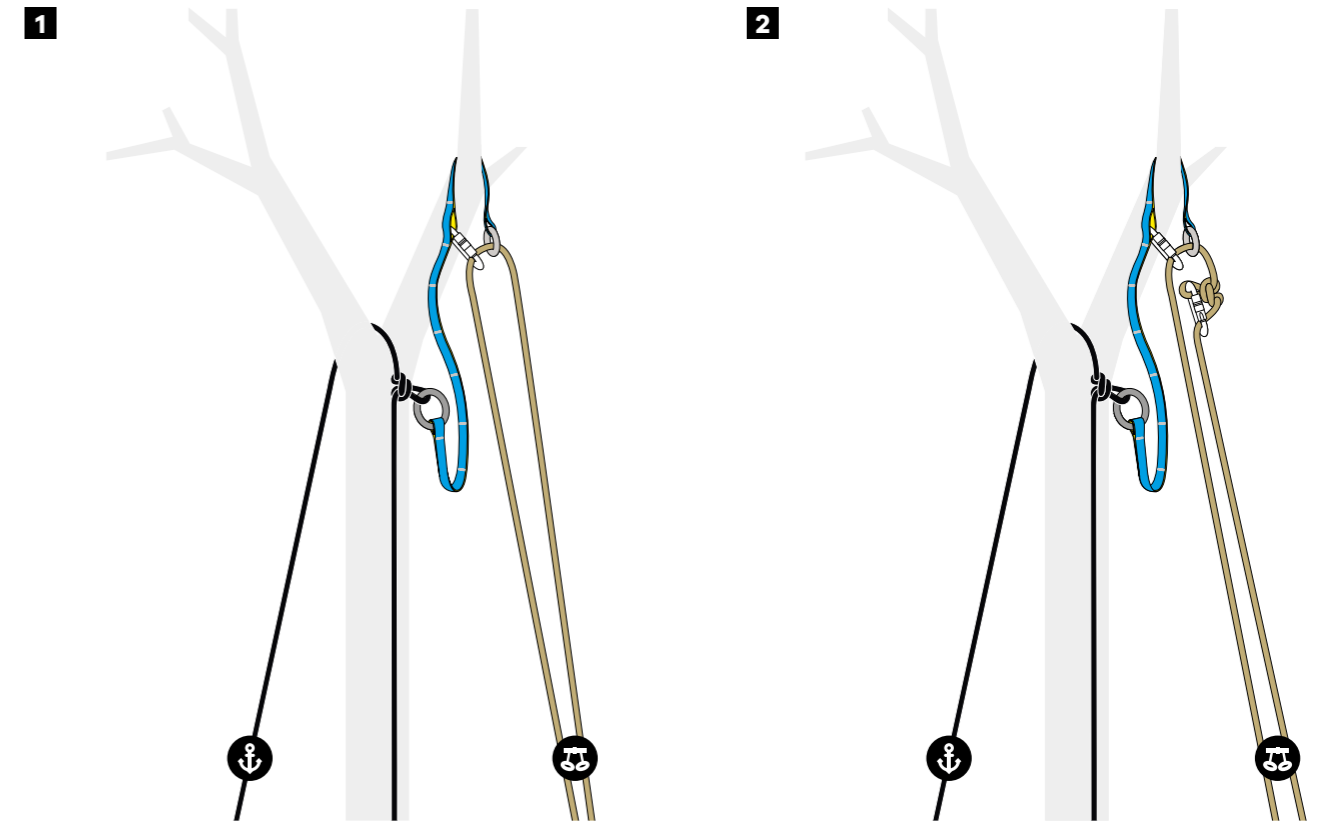
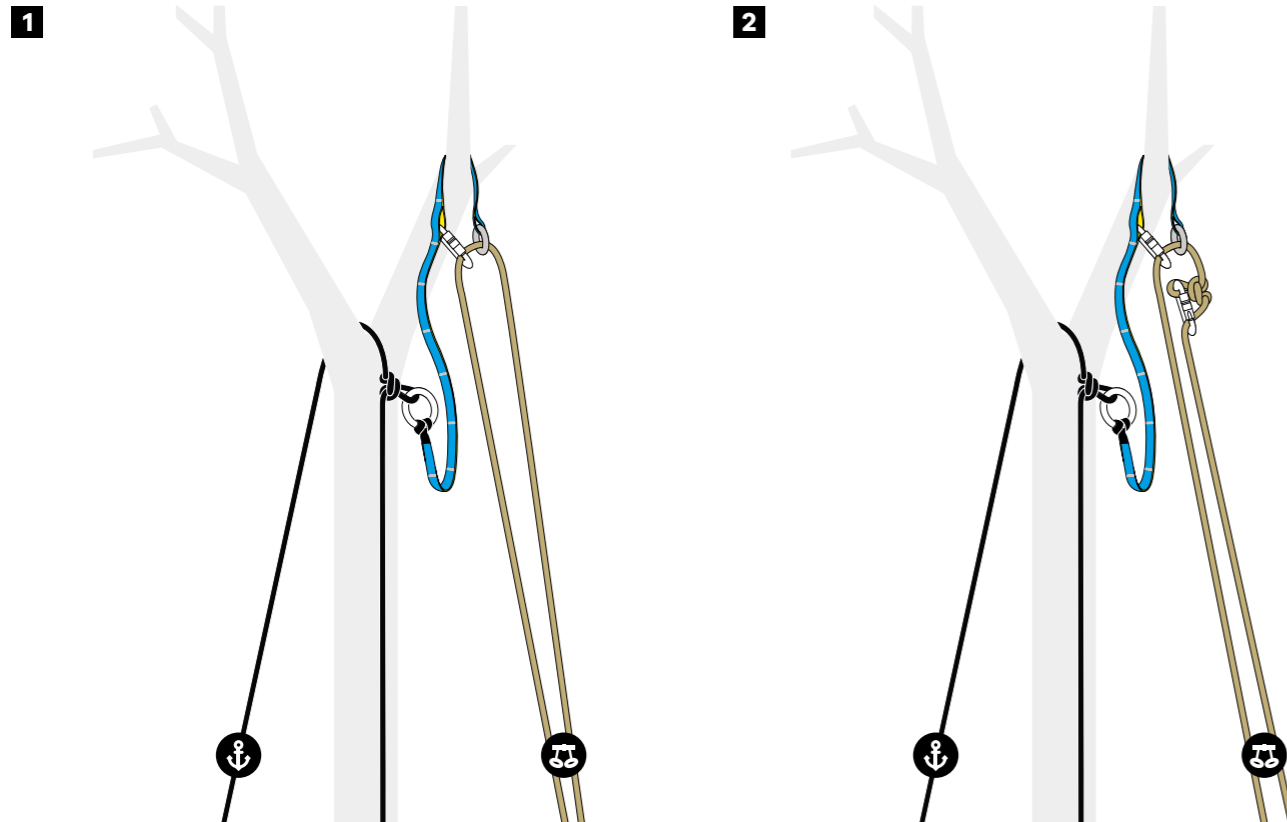
**WITH ITS LOOPS
EVERY 10 CM**

They enable it to be used as a redirection system while also adjusting its length by adding a connector, making it perfectly adaptable to any branch size.

CONNECTING THE MAIN ANCHOR TO THE ACCESS ROPE FOR DRT AND SRT WORK

Complex set-up but retrievable. Allows connection of the climbing rope to the access rope using a JOKER LIGHT. This type of installation allows comfortable DRT (Diagram 1) or SRT (Diagram 2) work. Moreover, the JOKER LIGHT length helps distance the anchors from the access and climbing ropes. Even though the access and climbing ropes are attached in this case, they remain available for independent use at any time.

Set-up can be done with a 1.10 m or 2 m JOKER LIGHT tree-care cambium saver with one ring.



CONNECTING THE MAIN ANCHOR TO THE ACCESS ROPE FOR DRT AND SRT WORK


Same set-up as above but with the JOKER LIGHT with two rings. Complex set-up but retrievable. Allows connection of the climbing rope to the access rope using a JOKER LIGHT. This type of installation allows comfortable DRT (Diagram 1) or SRT (Diagram 2) work. Moreover, the JOKER LIGHT length helps distance the anchors from the access and climbing ropes.

Set-up can be done with a JOKER LIGHT tree-care cambium saver with two rings.

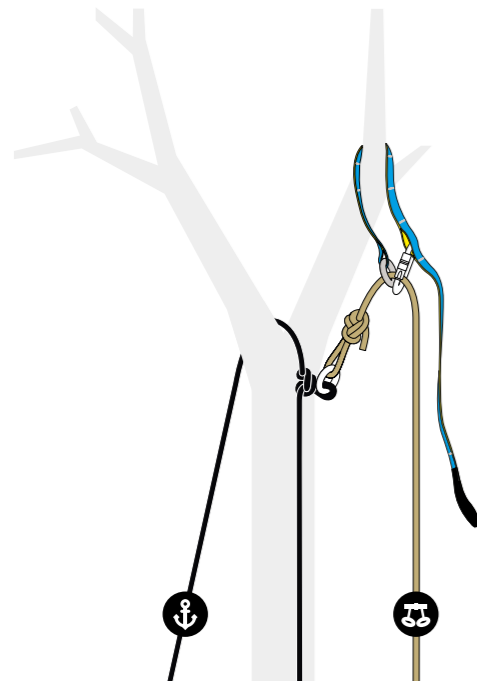
SET-UP CONNECTING THE CLIMBING ROPE TO THE ACCESS ROPE FOR SRT WORK 1

Complete set-up and connection of the climbing rope to the access rope using a JOKER LIGHT with one ring. This set-up is fully retrievable from the ground. Contrary to the diagrams above, the climbing rope creates the link with the access cord in this case. The distance between the access rope and the climbing rope is no longer limited by the length of the JOKER LIGHT. It now just separates the climbing rope from the access rope, while keeping both ropes available for use at any time.


Set-up can be done with a 1.10 m or 2 m JOKER LIGHT tree-care cambium saver with one ring.



2



3



#IMAGINATION
IS YOUR LIMIT

Any reproduction, in part or whole, is forbidden ©FTC TREE | Photographs: ©Nicolas ANSOURIAN





WORK HARD.
CLIMB HARD.
PLAY HARD.

1355, chemin de Malombre - ZI Les Plaines ■ 26780 MALATAVERNE
FRANCE ■ (+33) 475 528 640 ■ contact@ftc-tree.com

WWW.FTC-TREE.COM